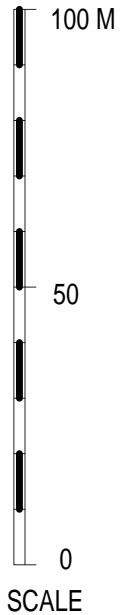
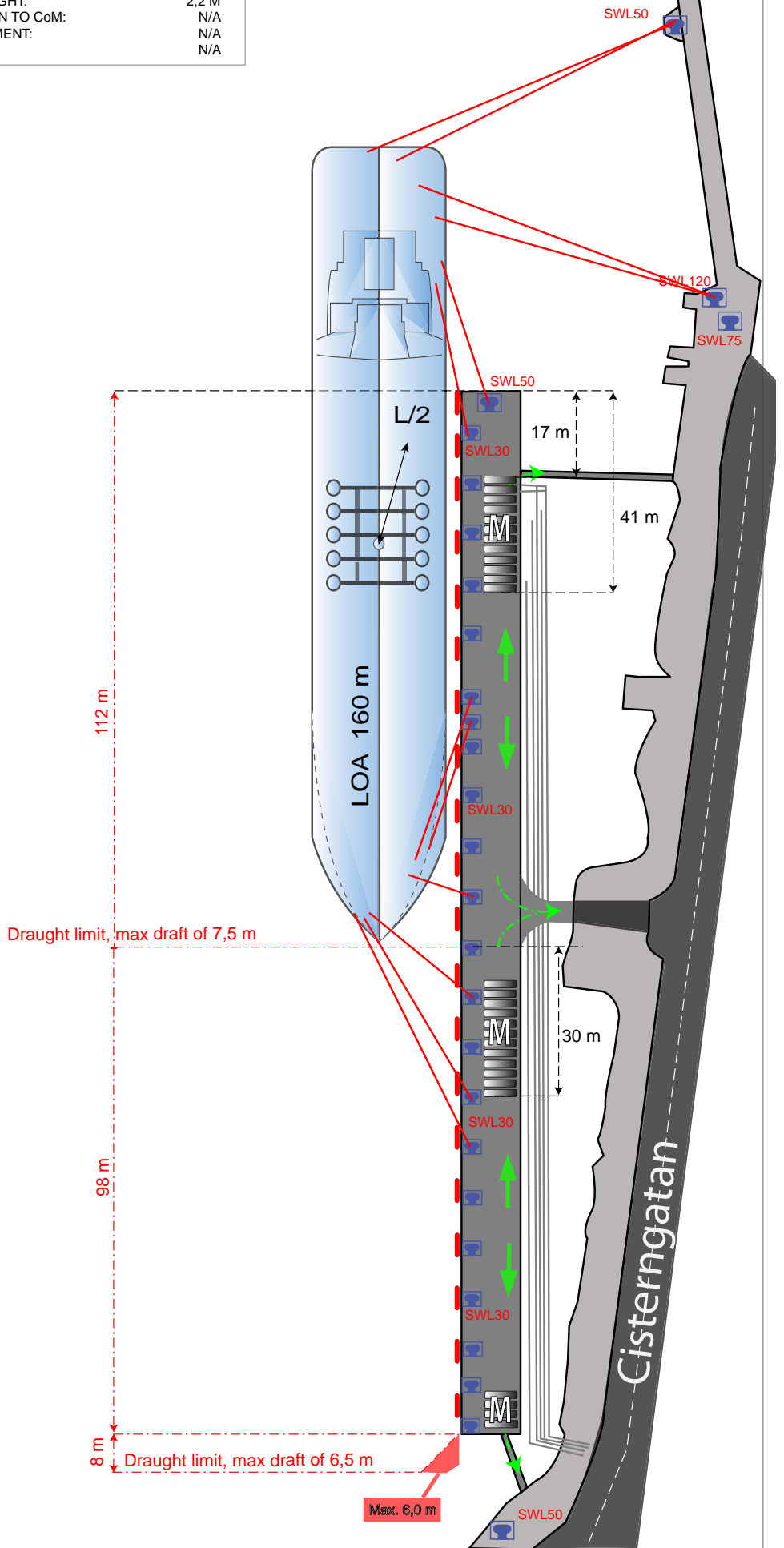


# BERTH 508-509

MAX DRAUGHT:	7,5 M	MAX MANIFOLD HEIGHT ABV SEA LEVEL:	N/A
MAX LOA:	160 M	MAX VRU HEIGHT ABV SEA LEVEL:	N/A
MAX BREADTH:	N/A	QUAY DECK HEIGHT:	2,2 M
UKC:	0,5 M	MAX DIST. STERN TO CoM:	N/A
MIN PARALLELL BODY:	N/A	MAX DISPLACEMENT:	N/A
MIN FREEBOARD (MW):	N/A	MAX SPEED:	N/A

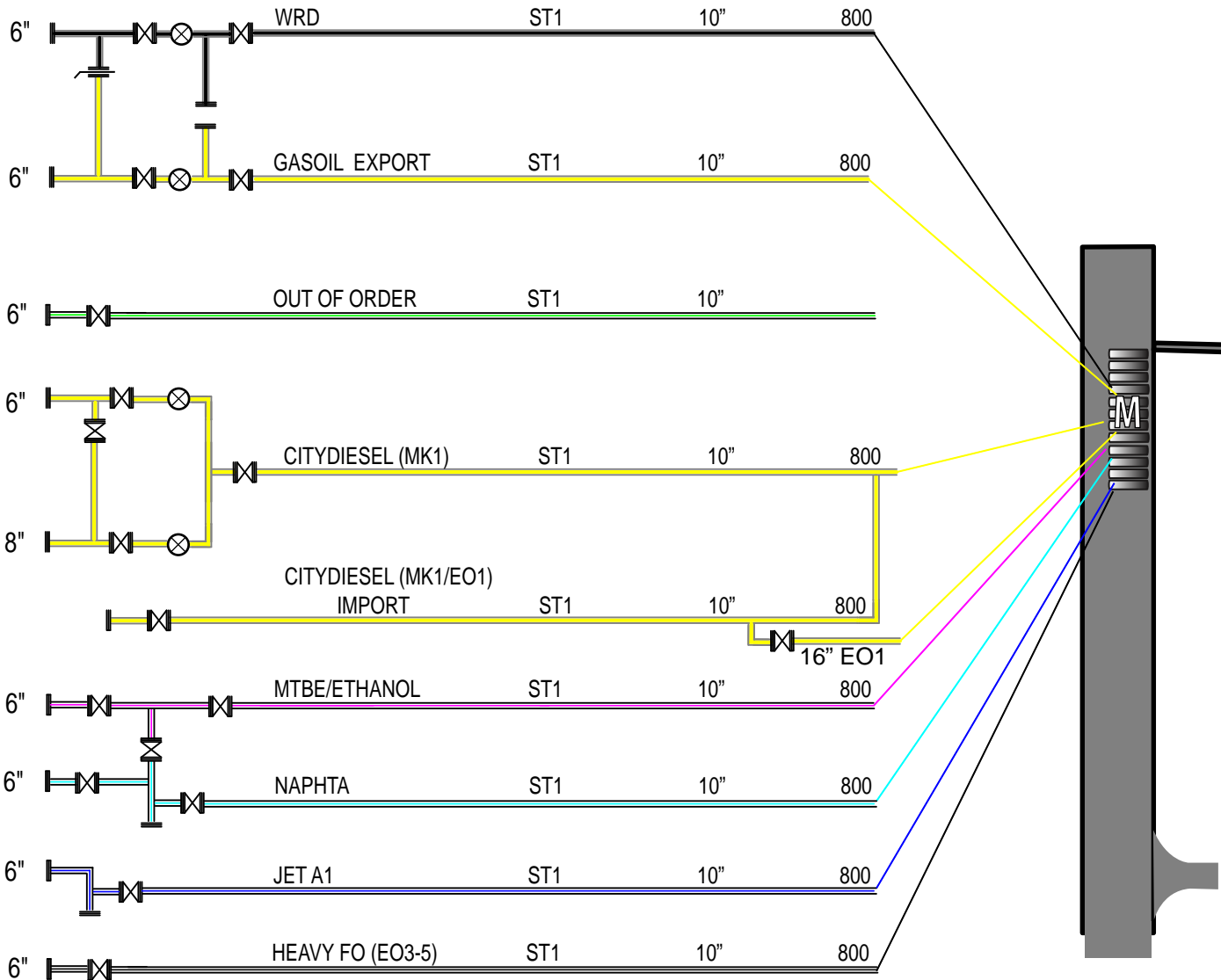
Vessel with LOA >120 m one mooring line at each bollard only.



- MANIFOLD
  - DOLPHIN
  - FENDER
  - HOOK (h)
  - BOLLARD
  - EMERGENCY EXIT
  - CoM CENTER of MANIFOLD
- SWL = Safe Working Load in tons

	 N	BERTH DIRECTION 041° / 221°	<b>MOORING PLAN SKARVIK BERTH 508-509</b>			BERTH / DRAWING NO BERTH509	APPROVED BY CL
		REV. DATE / DATE 2018-05-11	DRAWN MAFLOBE	SCALE 			

HARD ARM No.	SIZE OF CONN.	PRODUCT	COMPANY	MAX PRESSURE BAR	MAX LOADING/DISCHARGING CAPACITY M3/H
--------------	---------------	---------	---------	------------------	---------------------------------------



- ① = Hard arm No.
- = Hard arm symbol
- = Hose symbol

	 N	BERTH DIRECTION 041° / 221°	<b>MANIFOLD ARRANGEMENT SKARVIK BERTH 508-509</b>			
			DATE 2018-06-01	DRAWN MAFLOBE	SCALE	BERTH / DRAWING NO BERTH509